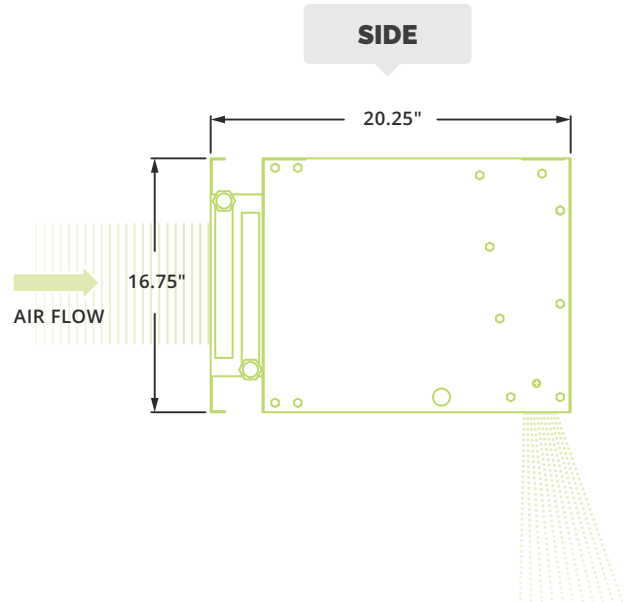


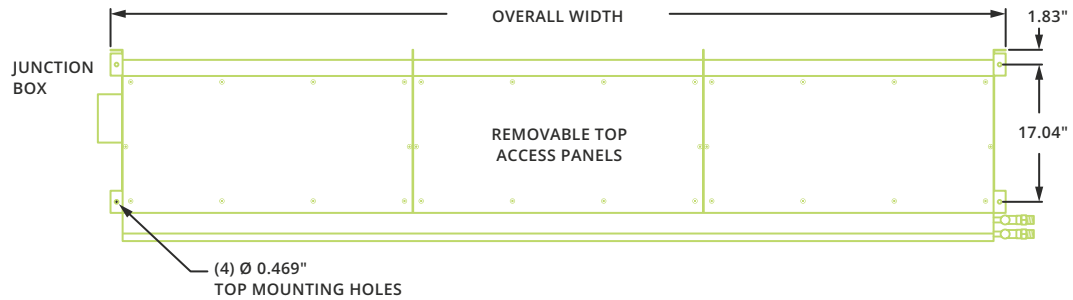
► ECE-HW/ST | MECHANICAL DETAILS & DRAWINGS

ECE-HW/ST | Mechanical Information Table

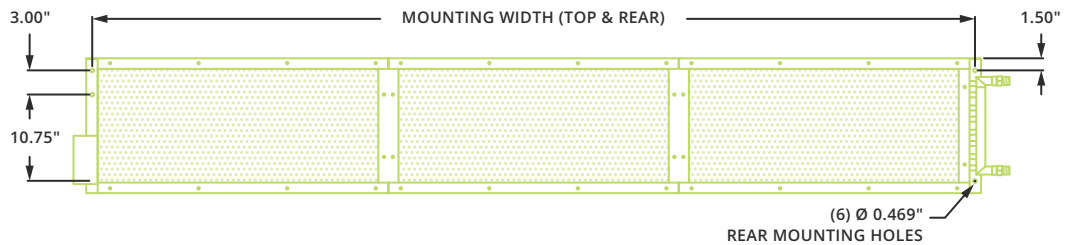
MODEL	Nozzle Width (in.)	Overall Width (in.)	Mounting Width (in.)
ECE-1-36HW/ST	36	39	37.5
ECE-1-48HW/ST	48	51	49.5
ECE-1-60HW/ST	60	63	61.5
ECE-2-72HW/ST	72.07	75.07	73.57
ECE-2-84HW/ST	84.07	87.07	85.57
ECE-2-96HW/ST	96.07	99.07	97.57
ECE-2-108HW/ST	108.07	111.07	109.57
ECE-3-108HW/ST	108.15	111.15	109.65
ECE-3-120HW/ST	120.15	123.15	121.65
ECE-3-132HW/ST	132.15	135.15	133.65
ECE-4-144HW/ST	144.22	147.22	145.72



TOP



FRONT



BOTTOM

