

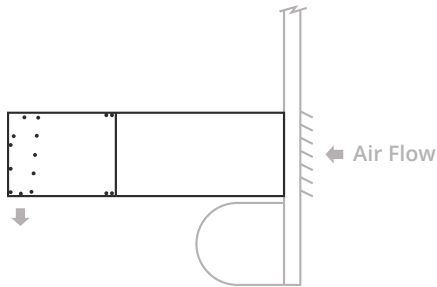
▶ EHD-DG | DUCTING

! IMPORTANT

This air curtain must be ducted to the outside for 100% fresh air.
These are examples of how the EHD-DG Direct Gas air curtain can be ducted.

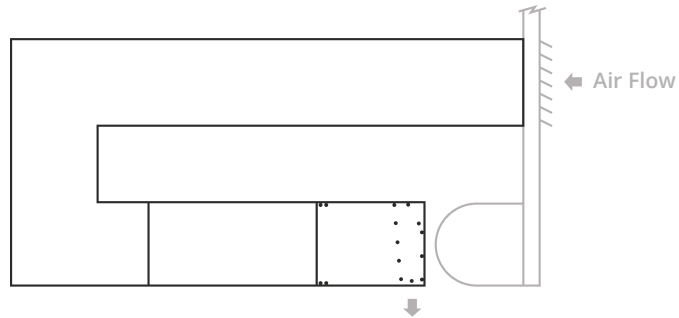
REVERSE MOUNTED

Direct Gas Unit in-taking outside air



U-DUCTED

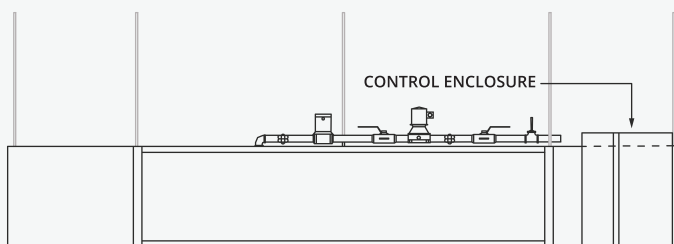
Direct Gas Unit U-ducted to outside



▶ EHD-DG | INSTALLATION

- Unit will be suspended with threaded rods. Air curtain has two holes on each end for installing one end of threaded rods.
- Model EHD-DG requires 7/16" threaded rod. Washers and lock washers or locknuts are recommended. Mounting structure should be of sufficient strength to hold unit, and hardware (supplied by others) should be of sufficient strength and quality to support the unit safely.
- The burner and filter section has five 5/8" holes on top and bottom of unit.
- The other ends of the threaded rods can be attached to the ceiling.
- The rods in the front of the unit will go through the entire unit and be secured from the bottom.
- Additional mounting holes are provided on larger units for buildings where structural support is not adequate for supporting the air curtain from ends only.
- Unit must be ducted to the outside to burn 100% fresh air.

FRONT



SIDE

