



Control Options: Activation

Door switches are used for the automatic starting and stopping of air curtain systems, as doors open and close.


A Combination Roller-Plunger Door Switch

The roller/plunger combination door switch can be used to replace traditional roller and plunger limit switches. Operating force can be applied perpendicular to the switch to operate as a plunger door switch, or parallel to the switch for it to act as a roller door switch.



B Commercial Magnetic Door Switch - SM-300

The SM-300 magnetic reed switch consists of a magnet portion and a switch portion. The switch is mounted on the frame and the magnet is mounted on the moving door such that when the door is closed, the magnet comes in proximity of the switch. When the door starts to open the magnet will move away from the switch, closing the switch and activating the air curtain.





C Commercial Concealed Magnetic Door Switch

Magnetic switch that recesses into the door and frame for a clean look.

D Industrial Magnetic Door Switch - SM-226L

This L-shaped bracket minimizes the effect of steel door on magnets. Weather-proof die-cast aluminum switch mounts to floor and can withstand heavy vehicle pressure without damage. Flexible armored cable protects switch wiring.



E Motion Detector

Turns the air curtain on when sensors detect motion so that the air curtain is already operating before door is opened.

F Built-in Time Delay Relay

Provides a delay for shutting off the air curtain after the door closes. This is useful for doors that see a lot of foot traffic, so that the unit is not constantly turning on and off. This timer is factory set at 30 seconds but is adjustable up to 100 seconds.



G Wobble Door Switch

Activated by triggering a 4" flexible arm in a swiping motion. Arm automatically returns to its original position and is ready to be activated again.