

AIR CURTAIN ON-SITE ASSESSMENT GUIDE

Name:

Email:

Phone:

Company:

Job Name/Location:

DOOR DIMENSIONS:

U.S./Imperial Metric

Use new sheet for each door unless info on front page is identical.

Number of Doors: Door Width: Door Height:

HEATING OPTIONS:

Unheated (ambient)	Heated (Electric)
Heated (Steam)	Heated (Hot Water)
Heated (Gas/Indirect)	Heated (Gas/Direct)

THIS AIR CURTAIN WILL BE ON AN:

Exterior Opening - Mounted **Inside** for Temperature and Insect Control

Exterior Opening - Mounted **Outside** for Insect Control

Interior Opening - Mounted **Inside** for Temperature Control

DOOR OPENING TYPE:

Loading Dock Roll Up	Cooler/Freezer
Commercial/Retail Entry	Drive-Thru Window
Drive-in Door	Restaurant Back Door
Interior Opening	Patio/Restaurant
Concession Counter	
Other:	

I am interested in including UVC-Aire (Covid19/Germ killing) as possible option: Yes No
May not be available for every application. Powered Aire will contact you with options/pricing.

THIS AIR CURTAIN WILL BE MOUNTED:

Above the Door - Suspended from above (Threaded Rod)

Above the Door - Flush Wall Mounted

Above the Door - Will require standoff & extension to clear tracks or other pre-existing structure

Above the Door - Recessed in the ceiling (dependent on space above door)

Vertically Mounted - Mounted along the side of the door opening

I have no idea - How about I send you a picture and you tell me.

To clear the door tracks, my outside-to-outside track dimension is (in inches):

VOLTAGE REQUIREMENTS:

120/1/60	208/3/60
208/1/60	240/3/60
240/1/60	480/3/60
	600/3/60

Other:

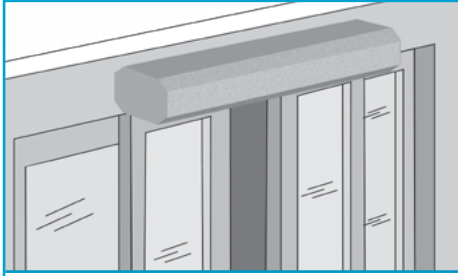
NOTES/QUESTIONS:

ALL QUOTES RETURNED IN 24 HOURS!

Contact Powered Aire at 888-321-AIRE (2473) • info@PoweredAire.com

I'M MOUNTING THIS ON/ABOVE:

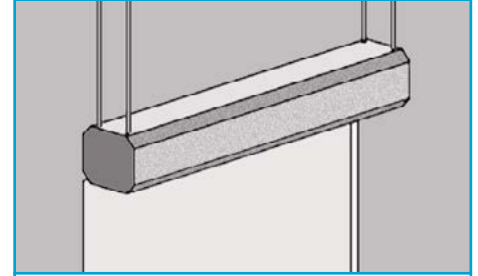
Select all that apply



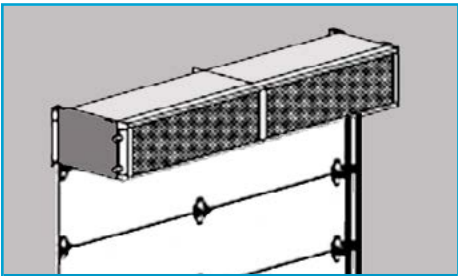
Sliding Door



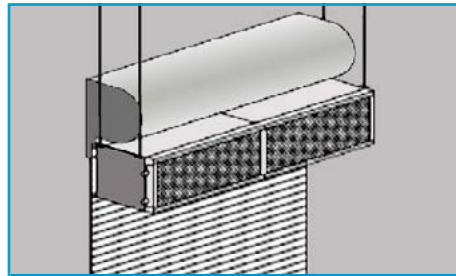
Swinging Door Single Double



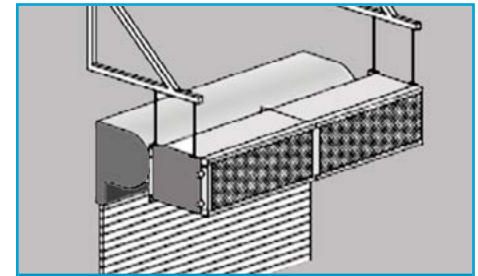
Threaded Rod



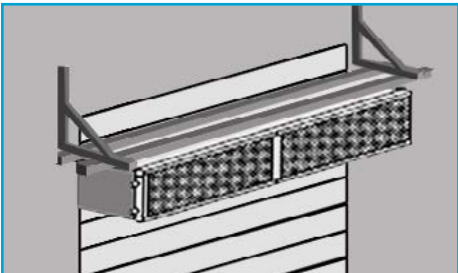
Wall Mount



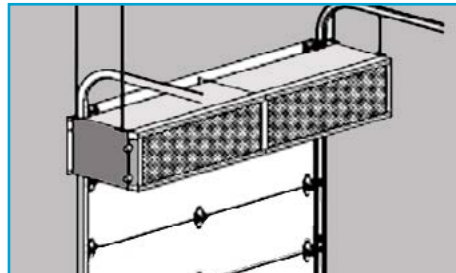
Roll-up Door Under Cannister



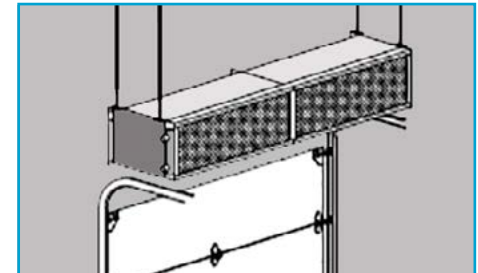
Roll-up Door Front Mount



Vertical Lift Sectional Door



Standard Sectional Door



Sectional Door w/ Low Turn-back track/limited headroom

PRO TIPS:

- Mount the air curtain on the "conditioned" side for both climate and insect control.
- Mount the air curtain outside if the application is strictly for insect control.
- Mount the air curtain as close to the door header/opening as possible for maximum performance.
- Air curtains must cover the entire true opening of the door/open space to maximize efficiency.
- For every 1" the air curtain is mounted above the door header, move the air curtain 1/2" from the wall.
- For cold storage applications, mount the air curtain on the warmer side.
- Check for Negative Air Pressure! If a building has a negative air pressure due to mechanical exhaust, stack pressure, etc., the air curtain will not be 100% effective.
- Minimum Clearance Recommendations: 2" Above and Below, 1/2" on the Sides, 30" in Front of Intake.

SUBMIT MY FORM

ALL QUOTES RETURNED IN 24 HOURS!